

Parts of X100T



X100T Specifications

Model name	FUJIFILM X100T
Number of effective pixels	16.3 million pixels
Image sensor	23.6mm x 15.6mm (APS-C) X-Trans CMOS II with primary color filter
Storage media	Internal memory / SD memory card / SDHC memory card / SDXC (UHS-I) memory card*1
File format	Still image : JPEG (Exif Ver 2.3*2), RAW (RAF format), RAW+JPEG (Design rule for Camera File system compliant / DPOF-compatible) Movie : MOV (H.264, Audio: Linear PCM / stereo sound)
Number of recorded pixels	L : <3:2>4896x3264 <16:9>4896x2760 <1:1>3264x3264 / M : <3:2>3456x2304 <16:9>3456x1944 <1:1>2304x2304 S : <3:2>2496x1664 <16:9>2496x1408 <1:1>1664x1664 *Motion Panorama* 180° Vertical 9600x2160 Horizontal 9600x1440 / 120° Vertical 6400x2160 Horizontal 6400x1440
Lens	Fujinon Single focal length lens Focal length : f=23mm, 35mm (35mm format equivalent) Full-aperture : F2 Constitution : 6 groups 8 lenses (1 aspherical glass molded lens included)
Aperture	F2 - F16 1/3EV step (controlled with 9-blade aperture diaphragm)
Focus distance (from lens surface)	Normal Approx. 50cm / 1.6ft. to infinity Macro Approx. 10cm - 2.0m / 3.9in. - 6.6ft.
Sensitivity	AUTO1 / AUTO2 / AUTO3 (Control available up to ISO 6400) Equivalent to ISO 200 - 6400 (Standard Output Sensitivity) Extended output sensitivity equivalent ISO100, 12800, 25600 and 51200
Exposure control	TTL 256-zone metering, Multi / Spot / Average
Exposure mode	Programmed AE, Shutter priority AE, Aperture priority AE, Manual exposure
Exposure compensation	-3.0EV — +3.0EV 1/3EV step
Shutter speed	(Electronic Shutter mode) 1sec. to 1/32000sec.*3 (P mode) 4 sec. to 1/4000* sec., (All other modes) 30 sec. to 1/4000* sec. Bulb (max. 60 min.)*1/4000 sec. at F8 or smaller aperture
Continuous shooting	Approx. 6.0fps (JPEG: max. 25 frames, RAW/RAW+JPG: max. 7 frames) Approx. 3.0fps (JPEG: up to capacity of memory card, RAW/RAW+JPG: max. 9 frames)*4
Auto bracketing	AE Bracketing (±1/3EV, ±2/3EV, ±1EV) Film Simulation Bracketing (Any 3 types of film simulation selectable) Dynamic Range Bracketing (100% · 200% · 400%) ISO sensitivity Bracketing (±1/3EV, ±2/3EV, ±1EV) White Balance Bracketing (±1, ±2, ±3)
Focus	Mode Type AF frame selection
White balance	Automatic scene recognition Preset : Fine / Shade / Fluorescent light (Daylight) / Fluorescent light (Warm White) / Fluorescent light (Cool White) / Incandescent light / Underwater / Custom / Color temperature selection (K)
Self-timer	Approx. 10 sec. / 2 sec. Delay
Flash	Auto flash (Super Intelligent Flash) Effective range : (ISO 1600) approx. 50 cm - 9 m / 1.6ft - 29.5 ft.
Flash modes	Red-eye removal OFF : Auto, Forced Flash, Suppressed Flash, Slow Synchro. Red-eye removal ON : Red-eye Reduction Auto, Red-eye Reduction & Forced Flash, Suppressed Flash, Red-eye Reduction & Slow Synchro.
Hot shoe	YES (dedicated TTL Flash compatible)
Viewfinder (Hybrid viewfinder)	Optical viewfinder Reverse Galilean viewfinder with electronic bright frame display 0.5x magnification Coverage of frame area vs. capturing area : approx. 92% Electronic viewfinder 0.48-in., approx.2,360K-dot color LCD viewfinder Coverage of viewing area vs. capturing area : approx. 100% Eye point : approx. 15mm Diopter adjustment : -2 - +1 m-1(dpt) Built-in eye sensor
LCD monitor	3.0-inch, approx. 1040K-dot, TFT color LCD monitor (Approx. 100% coverage)
Movie recording	1920 x 1080 pixels (60fps / 50fps / 30fps / 25fps / 24fps) with stereo sound
Photography functions	Select Custom Setting, Motion Panorama, Color Space, Film Simulation, Advanced Filter, Multiple exposure, Auto Red-eye Removal, Framing Guideline, Frame No. Memory, Histogram Display, Preview Depth of Focus, Focus Check, Focus Peak Highlight, Digital Split Image, Electronic Level, Interval Timer Shooting, Autofocus Setting, Interlock Spot AE & Focus Area, Shutter Type
Playback functions	RAW Conversion, Image Rotate, Photobook Assist, Erase Selected Frames, Image Search, Multi-Frame Playback (with Micro Thumbnail), Slide Show, Mark for Upload, Protect, Crop, Resize, Panorama, Favorites, Copy, instax Printer Print
Wireless function	Geotagging / Wireless communication (Image transfer) / View & Obtain Images / Remote camera shooting / PC autosave
Other functions	PictBridge, Exif Print, 35 languages, Time difference, High performance mode, OVF power save mode, Silent mode, Shutter sound select, Sound Setup, Screen Setup, Slector Button Setting, Edit / Save Quick Menu
Terminal	Digital interface HD output
Power supply	NP-95 Li-ion battery (included)
Dimensions	126.5 (W) x 74.4 (H) x 52.4(D) mm / 5.0. (W) x 2.9 (H) x 2.1 (D) in. Minimum depth: 31.0mm / 1.2in.
Weight	Approx. 440 g / 15.5 oz. (including battery and memory card) Approx. 400g / 14.1 oz. (excluding accessories, battery and memory card)
Operating Temperature	0 - 40°C
Guide to the number of available frames for battery operation	Approx. 330 frames
Accessories included	Li-ion battery NP-95, Battery charger BC-65N, Shoulder strap, USB cable, Lens cap, Owner's Manual(Basic Operations)*5
Image Management and Processig Software	MyFinePix Studio Download URL http://fujifilm-dsc.com/mfs/ RAW FILE CONVERTER EX powered by SILKYPIX (RAW IMAGE CONVERSION APPLICATION) Download URL http://fujifilm-dsc.com/rfc/

*1 Please see the Fujifilm website to check memory card compatibility. *2 Exif 2.3 is a digital camera file format that contains a variety of shooting information for optimal printing. *3 The electronic shutter may not be suitable for fast-moving objects. *4 Recordable frame number may vary depending on the type of memory card used. The frame rate varies with shooting condition and the number of images recorded. *5 Please refer the on-line manual to know further details. URL:<http://fujifilm-dsc.com/manuals/>

For more information, please visit our website:
<http://fujifilm-x.com/x100t/>

To ensure correct usage, read owner's manual carefully before using your equipment. All photos, illustrations, drawings and other images in this brochure are intended for illustrative purposes only.

SDXC logo is a trademark. All other trademarks are the property of their respective holders. SILKYPIX® is a registered trademark of Ichikawa Soft Laboratory Co., Ltd. in Japan.



Specifications are subject to change without notice. For more information, please visit our website : http://www.fujifilm.com/products/digital_cameras/index.html

FUJIFILM
Value from Innovation

X100T





The thrill of control. The passion for shooting.

First, photographers had to be a master of their camera to produce great work. Then, anyone could become a photographer thanks to advances in technology. Now, a camera has been created that leaves all the control in the hands of the photographer, but backs it up with advanced technology. The X100T. Packed with new features such as the world's first electronic rangefinder – a high-quality fusion of optics and electronics – and the Classic Chrome mode, offering the simulation of a classic film style, photographers can combine their passion for shooting with the thrill of controlling their camera once more.



X100T



I love the optical viewfinder because it gives me the rangefinder experience while shooting and the electronic viewfinder is very helpful when I start to get close to a subject and I want to make sure my composition is not compromised by parallax. The Fuji X100T is my desert island camera. It is my constant companion.— *Zack Arias*



X-Photographers

Zack Arias
Country : U.S.A.
Profile : I am an editorial and commercial photographer. My style and approach is simple, straightforward, bold, classic, true and straight from camera. My greatest talents are the ability to mix with any class of people and to get nervous subjects to relax in front of my camera.



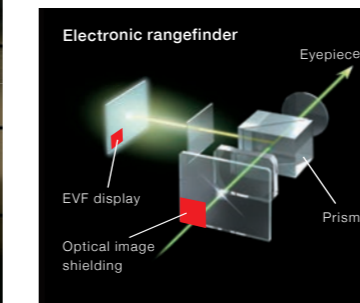

A world's first in optical viewfinders.
The newly-developed electronic rangefinder*
Never before possible, high-level manual focus was realized for the first time for the optical viewfinder.



For the first time ever; highly accurate manual focusing in an optical viewfinder. The simultaneous display of the EVF area on the screen of the optical viewfinder enables accurate focusing in real time. All you need to do is to turn the focus ring and bring the subject in the EVF area into focus, just like focusing with a rangefinder. In addition, Focus Peaking and Digital Split Image can be selected and the magnification of the focused area can be changed.

Brand new interface

A new sophisticated design is used for the finder display. Screen information is now even easier to see.



Part of the optical image is cropped, and the focus area enlarged by the EVF is projected in the space.

New. State-of-the-art viewfinder. Real-time parallax correction.



During MF, the accurate shooting area is displayed in real time while focusing.

The hybrid viewfinder, a key selling point of the X100 series, has been further evolved. Parallax, the gap between the shooting range frame and actual shooting range when shooting close up, is automatically corrected in real time. Reframing after focusing is no longer necessary.

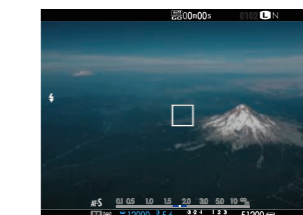
New. Simple & highly functional. Advanced hybrid viewfinder.

The hybrid viewfinder allows you to switch between optical and electronic options with a single lever. The new electronic rangefinder feature is selected in the same way.

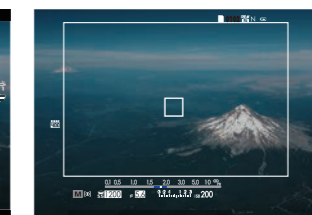
When using the electronic viewfinder (EVF), pull the lever to the right to switch to the optical viewfinder (OVF). When it is pulled again, it switches back to EVF. When using the optical viewfinder, push the lever to the left to select the electronic rangefinder.



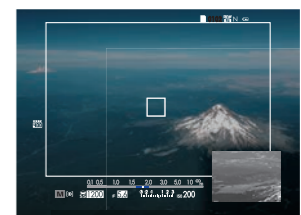
OVF/EVF switch lever



Electronic viewfinder (EVF)
Displays the LCD panel's image and information



Optical viewfinder (OVF)
Displays LCD panel information on the optical image



Electronic rangefinder (ERF)
Displays the enlarged focus area on the optical viewfinder



F4.5 1/75sec. ISO400

If you want to understand how good the X100T is to use, handle it with your eyes closed. From picking it out of your camera bag, to switching it on, turning the aperture ring and framing your shot, the whole picture-taking process has a rhythmic feel to it. — Yukio Uchida



Yukio Uchida

Country : Japan

Profile : I became a freelance photographer after working as a civil servant and built a reputation for monochrome work while photographing celebrities on the side. I've had solo exhibitions at Fuji Photo Salon and other well-known galleries and now contribute articles to camera magazines and newspapers, as well as sharing my knowledge and experiences through teaching.



New. Intuitive and easy to use

Traditional dial operation

The use of traditional dials allows users to see camera settings at a glance, even when the camera is turned off. Settings can be made so you're ready to shoot according to lighting conditions, which enhances the camera's instinctive functionality. Your conversation with the X100T starts the moment you pick it up.

Rear layout: designed with photographers in mind

After feedback from consumers, the design philosophy and layout of the rear of the camera has been standardized on X series models. Using a selector button and command dial enables smoother and more accurate operation.



1. The ±3-step exposure compensation dial, power switch and shutter speed dial are placed around the shutter button in the traditional layout of the X series. Dials are milled from metal. The top cover is made of robust magnesium alloy.



2. Optical / electronic viewfinder switch lever can be operated while looking through the finder.



3. The command lever has been changed to a command dial making it easier to use.

4. Aperture ring allows more exact control with 1/3 stops and a focus ring that uses a new precision-milled pyramid pattern.



5. The selector button, the core of control. Making and changing selections has been dramatically improved.



6. The newly adopted 3.0-inch 1.04M-dot large LCD monitor displays a more accurate image and ensures information can be checked in higher definition. A playback operation system is concentrated on the immediate left.

7. The Focus Mode switch lever with more positive actions moves between AF and MF with one touch.



F11 1/250sec. ISO250 Classic Chrome

I always want high contrast, but don't want to lose details in the shadows. Using the new Classic Chrome film simulation mode, I can get deep colors and high contrast without losing details. I love this mode - it's perfect for my style of shooting. — *David Airob*




David Airob
 Country : Spain
 Profile : I took my first steps in photojournalism when I was 17 by contributing to various sports publications. In 1989, I started contributing to Barcelona's La Vanguardia, joining as a staff photographer a few months later. I've stayed there ever since, covering all kinds of news stories.



New. The new Classic Chrome mode replicates classic color from the film genre. The full line up of film simulation options, unique to FUJIFILM.

The value of a photographic image is not only determined by resolution or composition, expressions and feelings are also important. Classic Chrome reproduces colors from the film genre, with rich colors reminiscent of the old reversal era.



Also includes simulations such as Monochrome (±Ye/R/G Filter) and Sepia

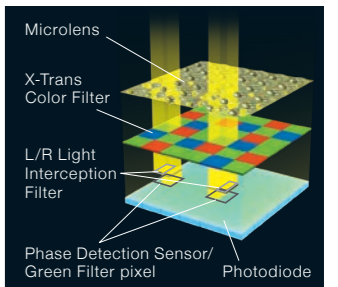
Beauty beyond the specification
 X-TransCMOSII/EXR Processor II

Resolution equal to full-frame, plus low noise

The 16.3-megapixel X-Trans CMOS II sensor controls moiré and fake colors with the X-Trans color filter in which RGB pixels are randomly arranged, negating the need for a low-pass filter. The high-speed, smart EXR Processor II offers high image quality, class-leading AF speeds, Digital Split Image processing during MF and real-time parallax correction.

X-TRANS CMOS II

The unique color filter arrangement mimics the structure of silver halide films to deliver a resolution exceeding that of the sensor size.





F2 1/250sec. ISO640

Using the Wide Conversion Lens gives my X100T an extra dimension. In tricky situations like small churches or cramped wedding suites, being able to have those extra few millimetres in focal length really makes a difference. — *Kevin Mullins*



Kevin Mullins
 Country : U.K.
 Profile : I'm a documentary wedding photographer who started shooting weddings professionally in 2008 and since then have worked right across the UK and Europe. Shooting in a documentary style, I strive to tell the story of the wedding through photojournalism, rather than traditional contrived wedding photography.



Wide conversion lens
 WCL-X100S(Silver)
 WCL-X100B(Black)

Tele-conversion lens
 TCL-X100S(Silver)
 TCL-X100B(Black)



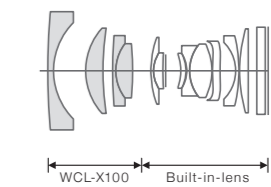
F11 1/250sec. ISO500

The combination of three lenses covers almost all areas of shooting. A fixed 35mm* lens, as well as 28mm* equivalent and 50mm* equivalent conversion lenses *35mm format equivalent.

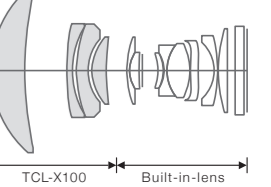
Three focal lengths with image quality and brightness comparable to that of full-size SLR interchangeable lenses

The compact and high image quality 35mm/F2 FUJINON lens that attracted many photographers since its debut with its soft description near full aperture and overwhelming resolution when shot with a narrow aperture, has been inherited. In addition to the popular 28mm wide-conversion lens that thoroughly controls the decline of peripheral resolution and the increase of distortion, a 50mm tele-conversion lens that secures the right amount of luminescence in the surroundings and bright F-value and produces excellent bokeh, has been released. By simply selecting these two lenses in the menu, the bright frame equivalent to the field of view is displayed in the optical viewfinder. The coordination of the 3 lenses offers high image quality and color reproduction comparable to that of interchangeable lenses. The strenuously developed lens barrel design presents an excellent sense of unity when the lens is attached as if it was an original lens.

Wide-Conversion lens
 WCL-X100S / WCL-X100B



Tele-conversion lens
 TCL-X100S / TCL-X100B



New. The fastest electronic shutter speed of min 1/32000sec expands shooting range further

The maximum aperture can be used without a filter even in bright conditions.


Silent operation means babies' and pets' natural expressions can be captured.

The brand new electronic shutter delivers ultra-high-speed exposures up to 1/32000sec. Shallow depth-of-field effects can now be shot with the aperture wide open even in snow or on the beach under clear skies. As there are no mechanically operated parts, there is no shutter sound so natural expressions of animals and sleeping babies can be captured more easily than ever before.



If the built-in ND filter is used, photos can be shot under stronger light.

If the built-in ND filter is used, it reduces light levels by three stops. This opens up a whole new world of shooting options including wide aperture shots and long shutter speeds even in bright lighting conditions.




Movies can also be shot with the optical viewfinder.

Choose a cinematic tone for Full HD movies.

Frame rates can be selected from 60fps, 50fps, 30fps, 25fps and 24fps for Full HD movies, supporting worldwide motion picture formats. It is also possible to change the settings of aperture, shutter speed, and exposure compensation while shooting a movie. Just as with still images, program, aperture priority, shutter priority and manual modes can be selected, as well as film simulation modes. Various expressions can be enjoyed such as a documentary style with Classic Chrome.




When light levels change dramatically, such as moving from outdoors to indoors, you can keep shooting.



Get creative with Advanced Filters

Selected one of eight types of filter effects. Users can preview the resulting image on the electronic viewfinder and LCD monitor.



Versatile hybrid viewfinder. Multiple exposure shooting

Multiple exposure images, in which different images are placed on top of each other on the same frame, can now be accurately framed and easily taken looking through the hybrid viewfinder.



Additional shooting and playback functions to explore

[Focus]

New. Multi-Target Auto Area AF

The camera determines subjects from multiple focus points. The subjects are automatically brought to focus.



Variable target area during MF

Allows freely setting the focus area during manual focus.

[Exposure setting]

New. Exposure compensation is possible during manual exposure (when sensitivity is set to AUTO)

Exposure compensation is possible using the exposure compensation dial during manual exposure shooting.

New. Spot metering in the selected AF area

Exposure priority shooting is more precise thanks to communication between the autofocus and metering areas

[Finder]

New. Bright frame coverage: 92%

Bright frame coverage with the optical viewfinder increased from 90% in past models to 92%. The image angle can now be accurately checked close to the actual subject.

New. Wide dynamic range live view (100%-400%)

White spots in highlight areas have been reduced by expanding the dynamic range from 100% seen in past models to 400%, making the subjects clearer.

New. EVF/LCD image quality adjustment function

Automatically set the brightness (EVF only) and adjust color intensity. Live view shooting that does not reflect selected Film Simulation modes and instead produces actual colors is also possible.



Manual exposure movie (P/S/A/M)

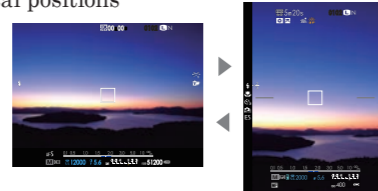
Apertures and shutter speeds can be changed even while shooting a movie. Background bokeh and subject movement can be controlled more accurately.

New. A world's first^{*1}. Movies can be shot with the optical viewfinder^{*2}

Movies can be shot without switching to live view. This means movie shooting can be enjoyed as if using a film movie camera.

Finder display that automatically switches between vertical and horizontal positions

The orientation of information displayed on the EVF/LCD changes according to whether the camera is held vertically or horizontally



[Remote Shooting & Image Transfer]

New. Compatible with remote shooting using "FUJIFILM Camera Remote"

Remote shooting is possible from smartphones and tablets.

New. Image transfer to smartphones

Images can be transferred easily to smartphones and tablets on the spot.

New. Instax SHARE Smartphone

Photos are directly sent from the camera to instax SHARE Smartphone Printer. Photos can turn into instax prints.

[Shooting]

New. FACE DETECTION

Automatically detects human faces and optimizes focus and brightness, allowing you to take beautiful portraits.

New. Interval timer shooting

Automatically record the ever-changing expressions of nature by setting the shooting interval, shooting count and start time.

New. ISO setting from ISO100 - 51200

Due to the high-performance sensor and image processing engine, high image quality with little noise is achieved even with ultra-high sensitivity.

AF tracking continuous 5.8fps^{*3}

(number of frames in continuous shooting:25)

Children, pets, flowers blown by the wind and other subjects with quick movements can be reliably captured.



Super Intelligent Flash

High-performance flash that automatically controls the amount of light according to the situation.

[Playback]

14-bit RAW compatibility

14-bit RAW data compatibility offers rich gradation.

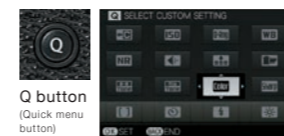
In-camera RAW processing function

Film simulation mode can be applied when images are developed.

[Operability]

New. Q menu customization

Due to many requests, the Q menu can now be customized. Functions of your choice can now be registered to the Q menu.



Q button (Quick menu button)

New. Fn button can be customized to seven different functions

Frequently used functions can be customized on the function (Fn) setting screen. Functions can then be selected immediately.



Fn button (functions button)

[Response]

AF speed : 0.08sec.

Startup time : 0.5sec. Shooting interval : 0.5sec.

Shutter time lag : 0.01sec.

[Battery / Power]

New. Long-life battery for up to 700 photos^{*4}

Longest battery life in its class is achieved due to a power-saving design.

New. Compatible with USB cable charging

The camera can be charged from a computer using a USB cable.



Accessories that enhance the pleasure of holding the X100T



With hand grip (MHG-X100)
New

With leather case (LC-X100S B)

With leather case (LC-X100S)



Hand Grip
MHG-X100

New



Leather Case
LC-X100S(Brown)
LC-X100S B(Black)

Memory card and battery can be changed without removing.



Wide Conversion Lens
WCL-X100S(Silver)
WCL-X100B(Black)



Tele Conversion Lens
TCL-X100S(Silver)
TCL-X100B(Black)



Lens Hood
(includes Adapter Ring)
LH-X100(Silver)
LH-X100 B(Black)



Adapter Ring
AR-X100(Silver)
AR-X100 B(Black)



Protector Filter (Size:ø49mm)
PRF-49S



Stereo Microphone
MIC-ST1



Shoe Mount Flash
EF-X20



Shoe Mount Flash
EF-20



Shoe Mount Flash
EF-42



Remote Release
RR-90



Grip Belt
GB-001